


## GifZUWY Ac ibh ; YbYfU` Di fdcgY FYWhjZjYf



### : YUhi fYg

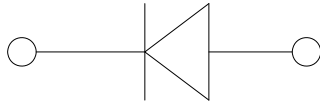
- Low profile package
- Ideal for automated placement
- Glass passivated chip junction
- High forward surge capability
- Meets MSL level 1, per J-STD-020, LF maximum peak of 260 °C

### Hmd]WU` 5dd`]WUh]cbg

For use in general purpose rectification of power supplies, inverters, converters, and freewheeling diodes for consumer, and telecommunication.

### AYW\UbjWU` 8UhU

- DUW\_U[Y: SMBF
- Molding compound meets UL 94 V-0 flammability rating, RoHS-compliant, halogen-free
- HYf a]bU'g: Tin plated leads, solderable per J-STD-002 and JESD22-B102
- Dc'Uf]hm: Cathode line denotes the cathode end



### AU]a i a FUh]b]g (Ta=25 Unless otherwise specified

D5F5A9H9F	GMA6C@	IB-H	; G' 56 :	; G' 66 :	; G' 86 :	; G' ; 6 :	; G' > 6 :	; G' ? 6 :	; G' A 6 :
Device marking code			GS3ABF	GS3BBF	GS3DBF	GS3GBF	GS3JBF	GS3KBF	GS3MBF
Maximum Repetitive peak reverse voltage	$V_{RRM}$	V	50	100	200	400	600	800	1000
Maximum RMS Voltage	$V_{RMS}$	V	35	70	140	280	420	560	700
Maximum DC Blocking Voltage	$V_{DC}$	V	50	100	200	400	600	800	1000
Average rectified output current @60Hz sine wave, resistance load, TL (Fig.1)	$I_O$	A	3.0						
Forward Surge Current (Non-repetitive) @60Hz Half-sine wave, 1 cycle, Tj=25	$I_{FSM}$	A	2.0						
Current squared time @1ms t 8.3ms Tj=25 Rating of per diode	$I^2t$	A <sup>2</sup> s	41.5						
Typical junction capacitance @ Measured at 1MHz and Applied Reverse Voltage of 4.0 V.D.C	$C_j$	pF	25						
Storage temperature	$T_{stg}$		-55 ~ +150						
Junction temperature	$T_j$		-55 ~ +150						



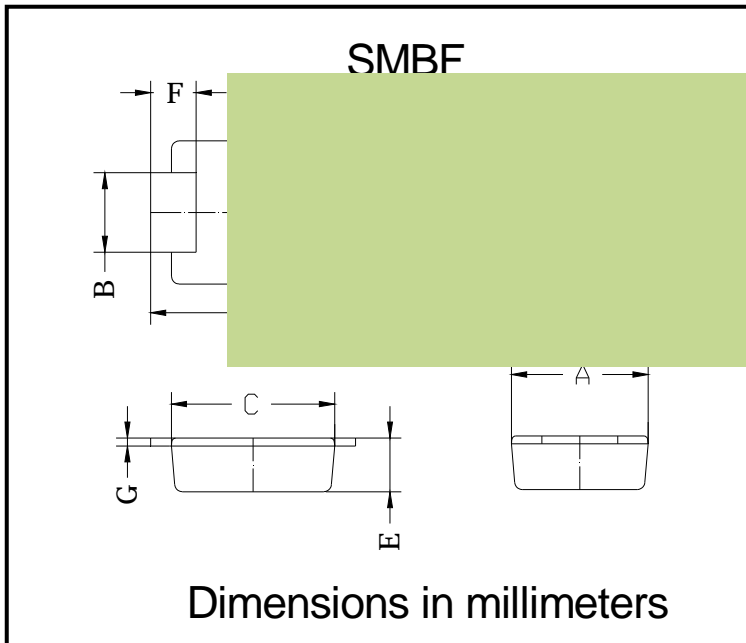


CfXYf]b[ -bZcf a Uh]cb (Example)

DF9:9F98 D#B	D57?-B; 7C89	I † dD 8 \F fl5 fl
--------------	-----------------	--------------------

CE

A B





Gi [ [YghYX dUX `Umc i h

8]a	A] ]a YhYfg
P1	6.20
P2	2.40



8]gW'U]a Yf

The information presented in this document is for reference only. Yangzhou Yangjie Electronic Technology Co., Ltd. reserves the right to make changes without notice for the specification of the products displayed herein to improve reliability, function or design or otherwise.

The product listed herein is designed to be used with ordinary electronic equipment or devices, and not designed to be used with equipment or devices which require high level of reliability and the malfunction of withN would directly endanger human life (si